

300 PSI rated pressure

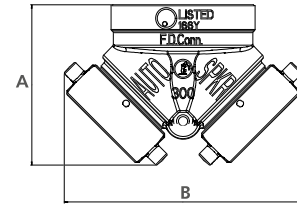





A95

EXPOSED FIRE DEPT. INLET CONNECTION

Two way-single clapper-back

Branding:
"AUTO SPKR"



SIZE (a x b)	CERTIFICATIONS	A	B
4" x 2 1/2"	  	5 33/64"	8 5/64"

Used as an auxiliary inlet connection providing 500 GPM minimum to supplement the fire protection water supply. Swing clapper provides full waterway. Exposed design provides an economical method of satisfying Fire Dept. inlet requirements.

Standard equipment:

Cast brass two-way inlet body with single swing clapper and pin or rocker lug hose thread swivel; straight NPT outlet connection.

RELATED PRODUCTS



A81 p. 35

300 PSI rated pressure

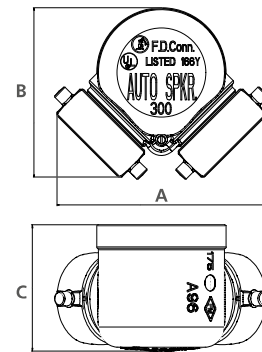





A96

EXPOSED FIRE DEPT. INLET CONNECTION

Two way-single clapper-angle

Branding:
"AUTO SPKR"



SIZE (a x b)	CERTIFICATIONS	A	B	C
4" x 2 1/2"	  	8 5/64"	6 11/16"	4 29/32"

Used as an auxiliary inlet connection providing 500 GPM minimum to supplement the fire protection water supply. Swing clapper provides full waterway. Exposed design provides an economical method of satisfying Fire Dept. inlet requirements.

Standard equipment:

Cast brass two-way inlet body with single swing clapper and pin or rocker lug hose thread swivel; angle NPT outlet connection.

RELATED PRODUCTS



A81 p. 35



Certificate of Compliance

This certificate is issued for the following:

Fire Department Connections

Models A101 and A102
Size 3 x 3 x 4 inch NPS

Models A95, A96, A105 and A106
Size 2-1/2 x 2-1/2 x 4 inch NPS

Prepared for:

Giacomini S.p.A
Via per Alzo, 39
San Maurizio D'Opaglio (NO), 28017
Italy

Manufactured at:

Giacomini S.p.A
Via per Alzo, 39
San Maurizio D'Opaglio (NO), 28017
Italy

FM Approvals Class: 1530, dated August 1970

Approval Identification: 3026348 Approval Granted: May 9, 2006
Approval Identification: 0E9A8.AH Approval Granted July 19, 1979
Approval Identification: 0J9A2.AH Approval Granted July 15, 1983

Said Approval is subject to satisfactory field performance, continuing Surveillance Audits, and strict conformity to the constructions as shown in the Approval Guide, an online resource of FM Approvals.

For more than 160 years FM Approvals has partnered with business and industry to reduce property losses.

Richard B. Durne
Group Manager –Fire Protection
FM Approvals
1151 Boston-Providence Turnpike
Norwood, MA 02062

January 3, 2013
Date



Member of the FM Global Group

CERTIFICATE OF COMPLIANCE

Certificate Number 20161102-EX3314
Report Reference EX3314-19790724
Issue Date 2016-NOVEMBER-02

Issued to: GIACOMINI SPA
VIA PER ALZO 39
28017 S MAURIZIO D'OPAGLIO NOVARA ITALY

**This is to certify that
representative samples of**

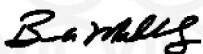
FIRE DEPARTMENT CONNECTIONS
Exposed type: A90C, A90C-1, A91C, A91C-1,
A95, A96, A105, A106.
Flush Type: A101, A102, A190T, A111.
Available with NST and NPSH hose threads.

Have been investigated by UL in accordance with the
Standard(s) indicated on this Certificate.

Standard(s) for Safety: UL 405 - Fire Department Connection Devices
Additional Information: See the UL Online Certifications Directory at
www.ul.com/database for additional information

Only those products bearing the UL Certification Mark should be considered as being covered by UL's
Certification and Follow-Up Service.

Look for the UL Certification Mark on the product.



Bruce Mahrenholz, Director North American Certification Program
UL LLC

Any information and documentation involving UL Mark services are provided on behalf of UL LLC (UL) or any authorized licensee of UL. For questions, please
contact a local UL Customer Service Representative at <http://ul.com/aboutul/locations/>

