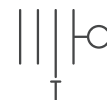



A55E, A56E, A55EG, A56EG



Fire
Protection

Angle hose valves, threaded or grooved connections

Datasheet
1043EN  12/2023




A55E



A56E



A55EG



A56EG

Forged brass angle pattern hose valves, with threaded or grooved connections, intended to control the flow of the water from the main risers in standpipe systems.

Turning the handle counterclockwise the hose valve opens, allowing the water to flow out from the valve; turning the handle clockwise, the valve shuts off.

Hose valves are used with a Fire Hose Rack Assembly, or as Fire Department outlet connections.

Versions and product codes

SERIES	SIZE	TYPE
A55E	1-1/2" x 1-1/2"	NPT-F inlet x NPT-F outlet
	2-1/2" x 2-1/2"	NPT-F inlet x NPT-F outlet
A56E	1-1/2" x 1-1/2"	NPT-F inlet x HOSE THREAD-M outlet
	2-1/2" x 2-1/2"	NPT-F inlet x HOSE THREAD-M outlet
A55EG	2-1/2" x 2-1/2"	Groove inlet x NPT-F outlet
A56EG	2-1/2" x 2-1/2"	Groove inlet x HOSE THREAD-M outlet

Technical data

- Rated pressure: 300 PSI (20,6 bar)

Materials

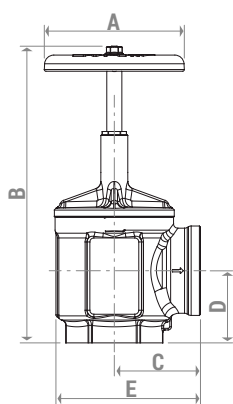
- Body: forged brass CuZn40Pb2 in accordance with European Standard EN 12165 CW617N, similar to American Standard ASTM B124 C37700
- Stopper: forged brass CuZn40Pb2 in accordance with European Standard EN 12165 CW617N, similar to American Standard ASTM B124 C37700
- Stem: brass EN 12164 CW617N 1-1/2" models; CW713R for 2-1/2" models
- Handwheel: red painted aluminum

Approvals: A55E, A56E, A55EG, A56EG



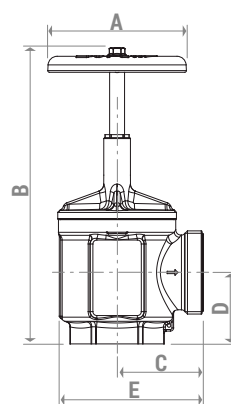
Dimensions

A55E



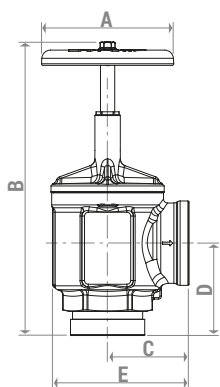
SIZE	A	B		C	D	E
		CLOSED	OPEN			
1-1/2" x 1-1/2"	4-1/32"	6-1/2"	7-19/32"	2-5/32"	1-7/8"	3-11/16"
2-1/2" x 2-1/2"	5-1/8"	8-29/32"	10-19/32"	3-5/32"	2-5/8"	5-11/32"

A56E



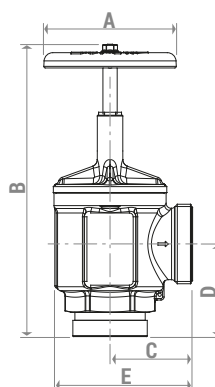
SIZE	A	B		C	D	E
		CLOSED	OPEN			
1-1/2" x 1-1/2"	4-1/32"	6-1/2"	7-19/32"	2-1/4"	1-7/8"	3-13/16"
2-1/2" x 2-1/2"	5-1/8"	8-29/32"	10-19/32"	3-3/16"	2-5/8"	5-3/8"

A55EG



SIZE	A	B		C	D	E
		CLOSED	OPEN			
2-1/2" x 2-1/2"	5-1/8"	9-25/32"	11-1/2"	3-5/32"	3-9/16"	5-11/32"

A56EG



SIZE	A	B		C	D	E
		CLOSED	OPEN			
2-1/2" x 2-1/2"	5-1/8"	9-25/32"	11-1/2"	3-3/16"	3-9/16"	5-3/8"

➤ Product specifications

A55E

Angle hose valve, used with fire hose rack assembling or as Fire Department outlet connection with main feature as following:

- Forged brass body
- Forged brass stopper
- 1-1/2" or 2-1/2" NPT female inlet
- 1-1/2" or 2-1/2" NPT female outlet
- Aluminum red painted handwheel
- Rated pressure 300 psi
- FM approved and UL, ULC listed

A55EG

Angle hose valve, used with fire hose rack assembling or as Fire Department outlet connection with main feature as following:

- Forged brass body
- Forged brass stopper
- 2-1/2" Groove inlet
- 2-1/2" NPT female outlet
- Aluminum red painted handwheel
- Rated pressure 300 psi
- FM approved and UL, ULC listed

A56E

Angle hose valve, used with fire hose rack assembling or as Fire Department outlet connection with main feature as following:

- Forged brass body
- Forged brass stopper
- 1-1/2" or 2-1/2" NPT female inlet
- 1-1/2" or 2-1/2" hose thread male outlet
- Aluminum red painted hand wheel
- Rated pressure 300 psi
- FM approved and UL, ULC listed

A56EG

Angle hose valve, used with fire hose rack assembling or as Fire Department outlet connection with main feature as following:

- Forged brass body
- Forged brass stopper
- 2-1/2" Groove inlet
- 2-1/2" hose thread male outlet
- Aluminum red painted hand wheel
- Rated pressure 300 psi
- FM approved and UL, ULC listed

⚠ Safety Warning. Installation, commissioning and periodical maintenance of the product must be carried out by qualified operators in compliance with national regulations and/or local standards. A qualified installer must take all required measures, including use of Individual Protection Devices, for his and others' safety. An improper installation may damage people, animals or objects towards which Giacomini S.p.A. may not be held liable.

♻ Package Disposal. Carton boxes: paper recycling. Plastic bags and bubble wrap: plastic recycling.

ℹ Additional information. For more information, go to giacomini.com or contact our technical assistance service. This document provides only general indications. Giacomini S.p.A. may change at any time, without notice and for technical or commercial reasons, the items included herewith. The information included in this technical sheet do not exempt the user from strictly complying with the rules and good practice standards in force.

🗑 Product Disposal. Do not dispose of product as municipal waste at the end of its life cycle. Dispose of product at a special recycling platform managed by local authorities or at retailers providing this type of service.